

An illustration of a hand with red-painted nails placing a white ballot into a brown ballot box. The background is split into teal and light blue horizontal bands.

Mastering the Midterms

A Guide to Being an Educated Voter
in the Nov. 6, 2018 Midterm Election!



Overview



Register to Vote



Commit to Showing Up



Know Who's on Your Ballot




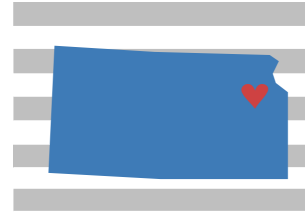

Learn the Issues



Cast Your Ballot

1. Register to Vote

As a student, you are able to register at your home address or Lawrence address - you get to decide!



If your home address is in Kansas, use ksvotes.org to register and/or check your registration status.




If you're registering in Lawrence, ksvotes.org is the fastest and easiest way to register!



Unsure if you're registered?

Check here:

<https://www.rockthevote.org/resources/am-i-registered-to-vote/>



If your home address is outside of Kansas, register here:
www.vote411.org/register

You must register by Oct. 10 in Missouri or Oct. 16 in Kansas!

2. Commit to Showing Up

Registering is the easy part; actually showing up to vote can be tough. But, even when life intervenes, make voting a priority and commit to casting your vote no matter what #NoExcuses:



It'll ask who referred you;
put this:
First Name: KU
Last Name: Votes

Focus your phone's camera on the QR and click the link that pops up or go to the web address below!

<http://skimmth.is/vote>



Then, share your commitment with a friend
and ask them promise to vote too!

3. Know Who's On Your Ballot

Learn which positions, candidates, and, in some states, initiatives will be on your ballot:



Focus your phone's camera on the QR and click the link that pops up or go to the web address below!

<http://www.vote411.org/ballot>

The screenshot shows the 'VOTE411 Voter Guide' website. At the top, there's a dark blue header with the title 'VOTE411 Voter Guide', a 'Change Address' button, and a menu icon. Below the header is a black bar with a 'View My Races' button and a progress indicator 'Progress: 4 of 8'. The main content area is titled 'Secretary of State' and 'Next Race: State Treasurer'. The current section is 'Governor / Lt. Governor'. It contains a paragraph about the governor's role in Kansas, mentioning terms like 'head of state', 'head of government', 'veto', and 'legislature'. Below this is a purple box with instructions: 'Click a candidate icon to find more information about the candidate. To compare two candidates, click the "compare" button. To start over, click a candidate icon.' At the bottom, there are five candidate cards, each with a photo and name: Jeff Caldwell / Mary Gerit (LIB), Laura Kelly / Lynn Rogers (Dem), Rick Kloos / Nathaniel Kloos (I), Kris Kobach / Wink Hartman (Rep), and Greg Orman/John Doll (I).

Here's what the sample ballot tool looks like; it'll even let you select your preferred candidates and print out your choices!

4. Learn the Issues

National Issues

Here's a breakdown of key national issues & what your reps have the power to do about them



www.theskimm.com/noexcuses/issues

National News

Stay up-to-date with the daily headlines via this easy-to-understand newsletter




www.theskimm.com/?r=3BSSE



State News

Sign up to receive the Kansas News Service's weekly newsletter



<http://eepurl.com/dePZq5>

Local News


Sign up for Lawrence Journal-World headlines to be delivered to your inbox



<http://extra.ljworld.com/newsletters/>

Candidate Opinions

The Topeka Capital-Journal published a voter guide with Kansas candidates' responses to key issues in this year's election



https://issuu.com/tcj5/docs/tcj_2018_07_15

5. Cast Your Vote!

To Vote Early in Person:

In Douglas County (where KU is), go to the Office of Multicultural Affairs on campus between 9am and 7pm from Oct. 29 - Nov. 2 to early vote! Bring a photo ID (your student ID counts)!


To vote early and in person elsewhere in KS, contact your county election office for times and locations:
www.kssos.org/elections/elections_registration_ceo.asp

To Vote Early by Mail:

To vote via mail in KS, apply for an absentee ballot on KSvotes.org by Oct. 30.

To vote via mail in another state, use vote.org to fill out your absentee ballot application. Then, mail it to your election official (vote.org gives you the address).


Once you receive your ballot in the mail, complete and mail it back promptly! www.vote.org/absentee-ballot/



To Vote on November 6:


Find your KS polling place and make a plan to arrive between 7am and 7pm with a photo ID (your student ID counts)!

If you forget your ID or have any troubles, ask to fill out a provisional ballot!



<https://myvoteinfo.voteks.org/VoterView/PollingPlaceSearch.do>

There are three ways to cast your ballot!



Important Dates

As a reminder, here are the deadlines to know for the 2018 midterm election!

Oct. 10

Register
to vote
in MO

Oct. 16

Register
to vote in
KS

Oct. 30

Absentee
Ballot
Application
Must Be
Received

Nov. 6

Election
Day!

In-person advanced voting
(check your county for
specific dates and times)

Oct. 17 - Nov. 5

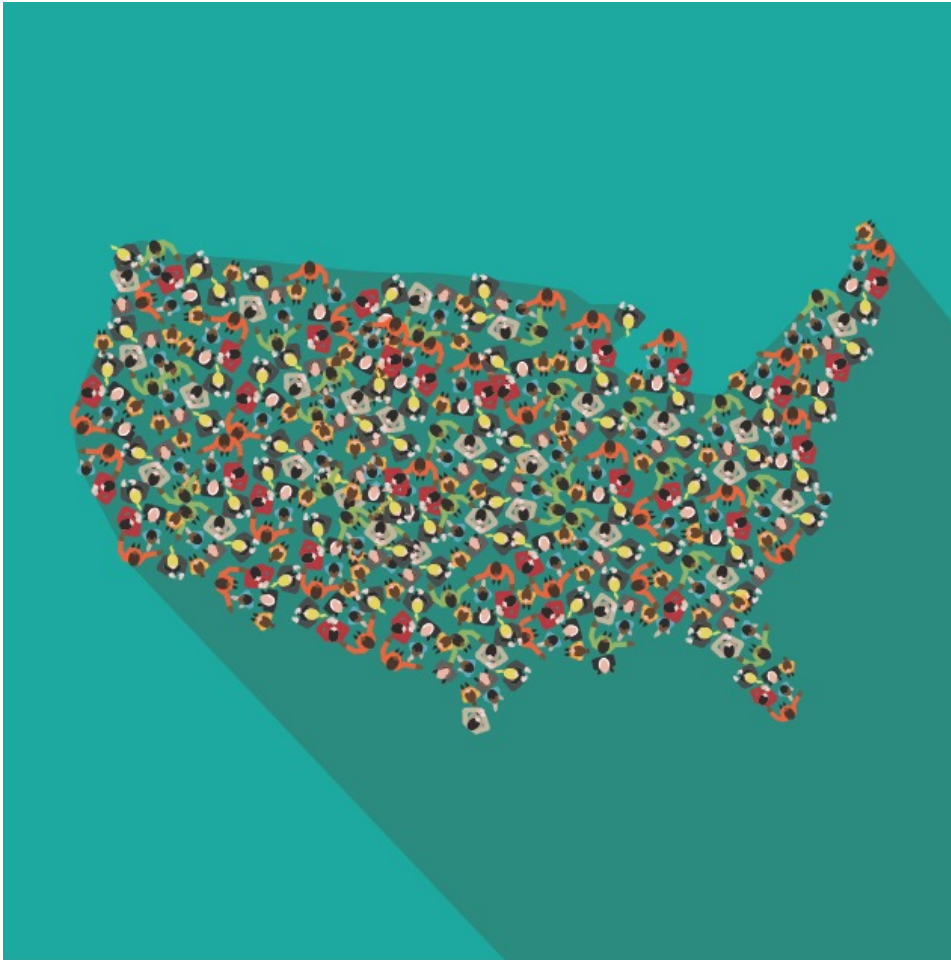
To add these dates to
your calendar, head here:



www.theskimm.com/noexcuses

You can vote at the OMA
Oct. 2 - Nov. 2
from 9am - 7pm!

Let's Do This!



Thank you
for making
your voice
heard and
being a
midterm
voter!

For questions & comments,
reach out to
arutherford@ku.edu

